


# *NaviBlu*<sup>™</sup>

GUIDEWIRE



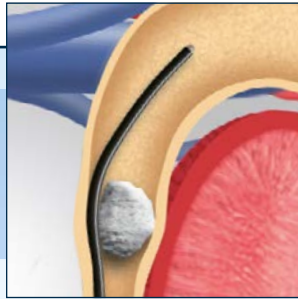
## Access Redefined

Designed for gaining access to a tortuous ureter, the NaviBlu Guidewire has a stiff nitinol core and a hydrophilic, barium-filled, radiopaque floppy tip to enhance fluoroscopic visualization.

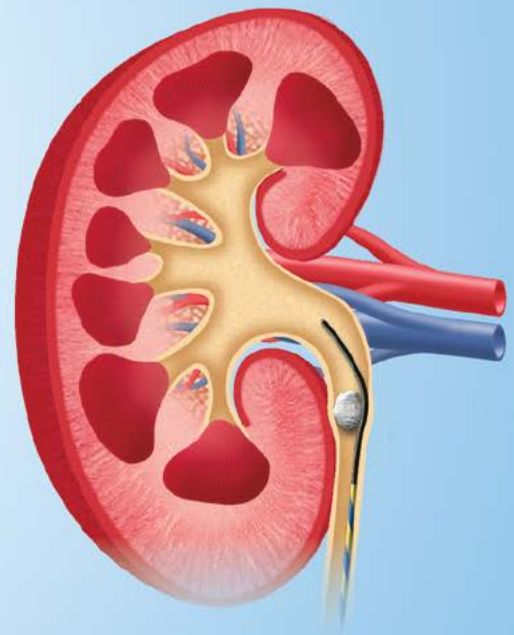


# NaviBlu™

GUIDEWIRE



- » **Hydrophilic Floppy Tip**  
Facilitates passage beyond obstructions and negotiates tortuous anatomy
- » **Stiff Nitinol Core**  
Offers a kink-resistant shaft for enhanced control
- » **PTFE Coating**  
Allows for improved handling
- » **Blue and Yellow Striped Pattern**  
Designed to provide clear endoscopic visualization of wire movement
- » **Barium-Filled Radiopaque Tip**  
Enhances visualization under fluoroscopy



## Product Information

CATALOG NUMBER	DESCRIPTION	
09-0004	NaviBlu nitinol guidewire with hydrophilic tip, 0.035 x 150 cm	10/box
09-0005	NaviBlu straight/straight dual flexible nitinol guidewire with hydrophilic tips, 0.035 x 150 cm	10/box
09-0006	NaviBlu straight/angled dual flexible nitinol guidewire with hydrophilic tips, 0.035 x 150 cm	10/box

Illustrations in this document are non-contractual.  
 Rx Only. For complete instructions and other information refer to the insert accompanying each product.  
 NaviBlu is a trademark of Cogentix Medical. © 2017 Cogentix Medical. All rights reserved. 30041D 12/17

**Cogentix**  
Medical

Cogentix Medical  
 5420 Feltl Road  
 Minnetonka, MN 55343

cogentixmedical.com

TEL 866.258.2182  
 FAX 866.255.4522